


CasaTunes and NuVo



Any PC with 5.1 or 7.1 HD Audio (CasaTunes Music Server, CTMS, shown)

- Audio can be built into motherboard or use an add-in audio card, such as the Creative X-Fi SoundBlaster. (The CasaTunes XLi card is NOT compatible with this solution)
- 5.1 audio gives you 3 PC-based audio sources
- 7.1 audio gives you 4 PC-based audio sources



Any compatible NuVo multi-room controller (Grand Concerto shown)


- NuVo requires either a NuVoNet adapter or a Music Port configured as a NuVoNet adapter for best operation with CasaTunes.
- CasaTunes controls the NuVo controller and supplies Metadata to NuVo keypads.

Connect the following cables between the PC and the controller.

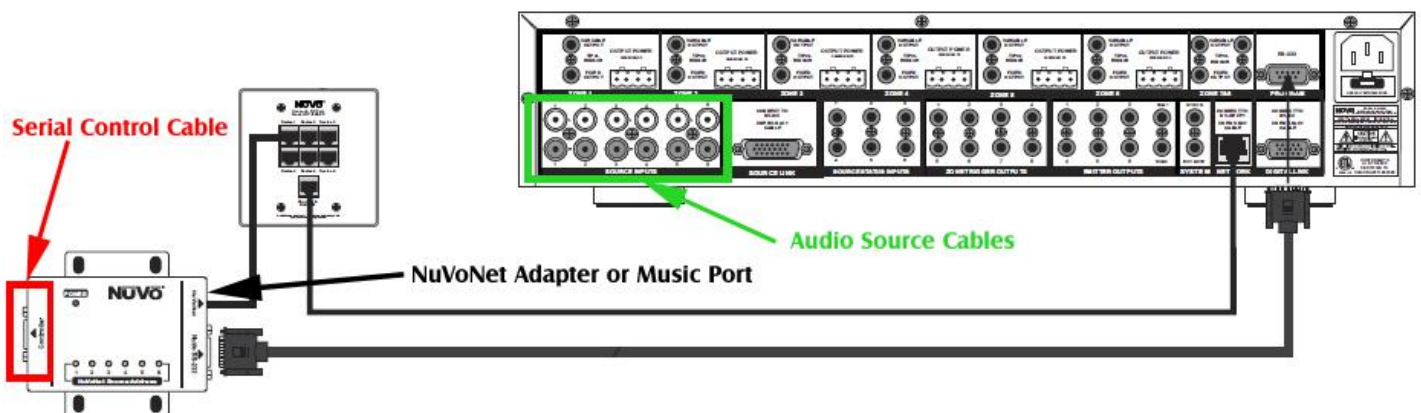
- Green cables are audio cables with 3.5mm plugs on PC end and RCA plugs on controller end:



- Red cable is control cable.
 - If PC has a built-in serial port, plug one end of a serial cable into PC and other end into NuVoNet adapter or Music Port adapter.
 - If PC does not have built-in serial port, plug a USB to serial adapter into a USB connector on the PC. Plug one end of a serial cable into the adapter and the other end into the adapter.



Back of typical PC, showing connector panel



Nuvo controller (Grand Concerto shown) with NuVoNet/Music Port Adapter