CasaTunesSync for iTunes on the Mac

Installation

- On the CasaTunes server, open CasaTunes Setup and click on the Music Services tab. Select “iTunes Music”.
- Check the “Enable iTunes Music service” checkbox:

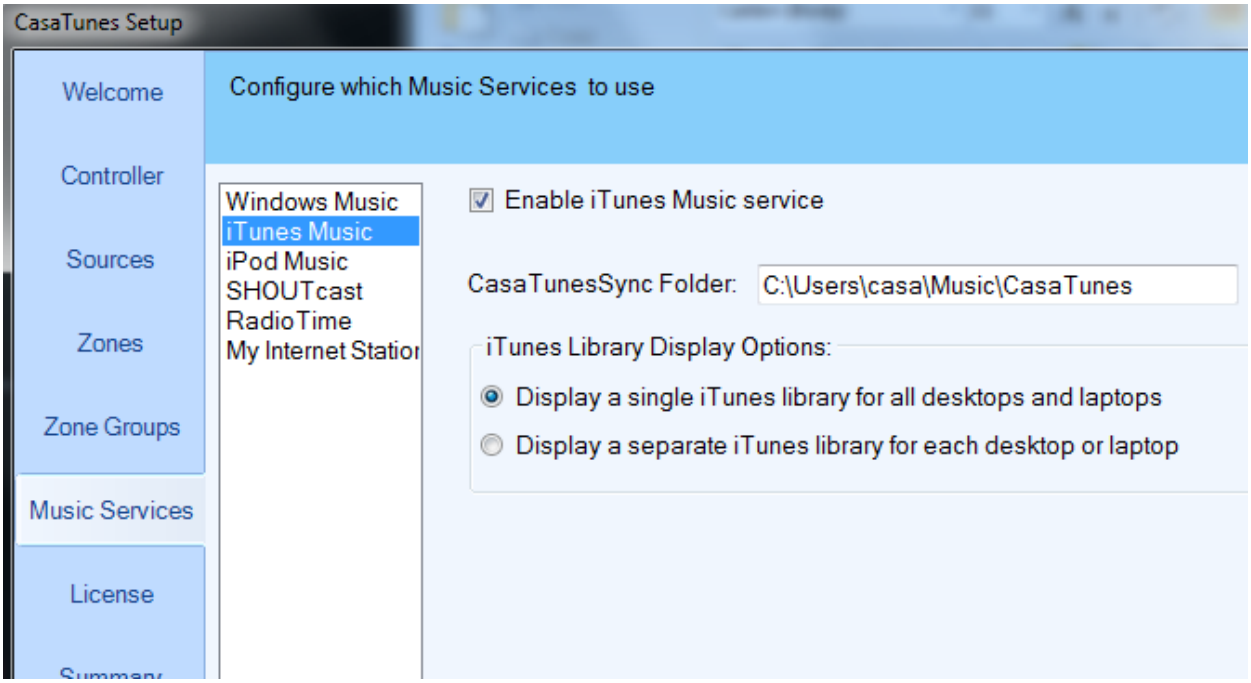

- Options: The default is to have one library for all of your iTunes music, no matter how many Macs and PCs are syncing to CasaTunes. You can optionally have a separate library entry in CasaTunes for iTunes on each of your computers.
- Select the Summary tab and click on Finish.
- On each Mac that has iTunes music that you want to play in CasaTunes, open Safari and browse to http://www.CasaTunes.com/downloads. Find CasaTunesSync for iTunes (for Mac only). Click on the “Download CasaTunesSync” button. (Make sure it is the one for the Mac, not the PC).
- After the zip file is downloaded, move the CasaTunesSync application to your Applications folder and run.
- When CasaTunesSync starts it will load all songs and album art. This is just preparation for the actual sync and will go much faster the next time it starts up.
- In CasaTunesSync, click on the settings tab. Enter the computer name or IP address of your CasaTunes server and the login information (the same login info you use when you start the PC). Specify the name that you want to see when selecting music from iTunes in CasaTunes. See image on the next page.
- Now, click on the Playlist tab. Select the playlist(s) that you want to see in CasaTunes. See image on the next page.

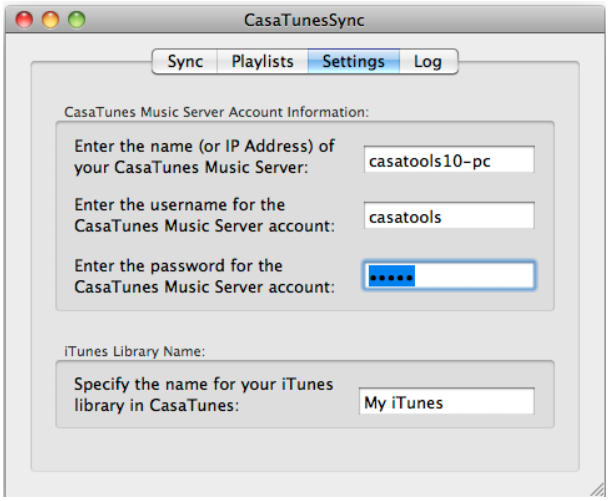

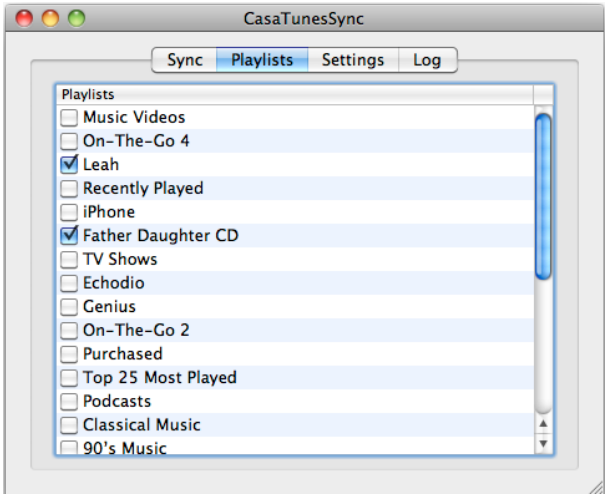

- Finally, click on the Sync tab and click on Sync. CasaTunesSync will copy all playable songs to the CasaTunes server and add them to the CasaTunes library. This process goes quicker the next time you Sync unless you change a lot of songs in iTunes. Copy protected songs will not be copied. When it is done, it will look like this:

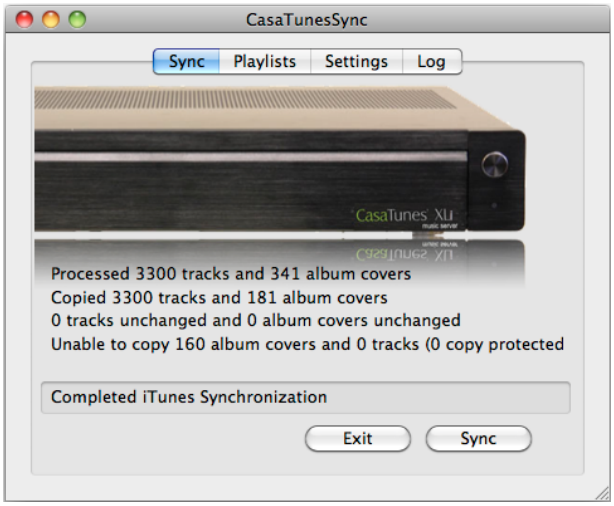

- Remember, whenever you want to make new music available to CasaTunes you must run CasaTunesSync.
- Now, in the CasaTunes User Interface (or iPhone app and Pronto control), you can select and play your iTunes music.
- Please only use CasaTunesSync to move music that you own over to the CasaTunes Music Server for your own use.
- Enjoy!