

XLe, Keypads and Amplifier

- Green: audio cables connect between XLe chassis and amplifier.



- Red: USB cable. One end plugs into PC and other end plugs into Keypad Hub.




- Blue: CAT5, 5e, 6 or higher cable. One per Keypad. One end plugs into Keypad Hub and other end plugs into Keypad.



- Orange: HDMI cable from XLe card installed in PC and external XLe chassis




- Yellow: 3.5mm trigger cable from XLe external chassis to amplifiers




PC with XLe interface card installed top (shown installed horizontally in our low profile XLe Music Server) with XLe chassis below it



Amplifier (CasaTunes XLa shown)



Keypad - Back



Keypad Hub - Front and Back